

ing

Strong contractions and group signs

ing

A book to help children and their parents
to learn some of the basics of the Braille code.

About this book

Underline indicates a Braille contraction

Print: ing

Grade 1 Braille:

Print: ing

ing in Braille **does not have a word sign**

Grade 2 Braille:

The ing contraction cannot be used at the beginning of a word.
e.g. ingest

words with ing in the middle

1

wings

wings

dingo

dingo

hinge

hinge

dings

dings

jingle

2

That jingle makes me tingle.

words with ing at the end

wing wing

thing thing






going going













icing icing

ring

The king with his ring will sing.

The Groupsigns

	<u>and</u>
	<u>for</u>
	<u>of</u>
	<u>the</u>
	<u>with</u>

	<u>ch</u>		<u>er</u>
	<u>gh</u>		<u>ou</u>
	<u>sh</u>		<u>ow</u>
	<u>th</u>		<u>st</u>
	<u>wh</u>		<u>ar</u>
	<u>ed</u>		<u>ing</u>



**Next
Sense**

Advancing 160 years of RIDBC experience.



NSW
GOVERNMENT

Education

Premier's Teacher Scholarship

Books written and designed by
Tricia d'Apice
Sydney
Australia
2021
Version 3.0